



1101026

TOASTER HEATING ELEMENT
1000W 4 HOLES



DEPTH MM	L=420mm
WIDTH MM	H=110mm
ELEMENTS	ELEMENTI/ELEMENTS=1
INTERAX mm	INTERASSE/INTERAX=110mm
KILOWATT KW	KW=1
WATT	W=1000
MONOPHASE	MONOFASE/MONOPHASE
NUMBER OF POLES	POLI/POLES=2
NUMBER OF HOLES	FORI/HOLES=4
DRY HEATING ELEMENT	SECCO/DRY

DIHR - ALI GROUP SRL A SOCIO UNICO	
FABA SRL	
DIHR - ALI GROUP SRL A SOCIO UNICO	
S.V. ITALIA SRL	
S.V. ITALIA SRL	
RANCILIO GROUP SPA CON SOCIO UNICO	
ELETTROBAR EUROTREC SRL	
MBM- EUROTREC SRL -	
BERTO'S SPA	



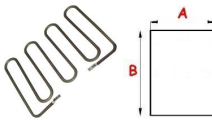
1101066

TOASTER HEATING ELEMENT
800W 4 HOLES



DEPTH MM	L=290mm
WIDTH MM	H=110mm
ELEMENTS	ELEMENTI/ELEMENTS=1
INTERAX mm	INTERASSE/INTERAX=110mm
KILOWATT KW	KW=0,8
WATT	WATT=800
MONOPHASE	MONOFASE/MONOPHASE
NUMBER OF POLES	POLI/POLES=2
NUMBER OF HOLES	FORI/HOLES=4
DRY HEATING ELEMENT	SECCO/DRY

FABA SRL	
RANCILIO GROUP SPA CON SOCIO UNICO	
S.V. ITALIA SRL	
MBM- EUROTREC SRL -	



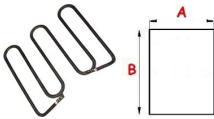
1101111

PLATE HEATING ELEMENT
1200W 230V



DEPTH MM	A=175mm
WIDTH MM	B=225mm
ELEMENTS	ELEMENTI/ELEMENTS=1
KILOWATT KW	KW=1,2
WATT	WATT=1200
MONOPHASE	MONOFASE/MONOPHASE
NUMBER OF POLES	POLI/POLES=2
DRY HEATING ELEMENT	SECCO/DRY

FABA SRL	
RANCILIO GROUP SPA CON SOCIO UNICO	
MBM- EUROTREC SRL -	



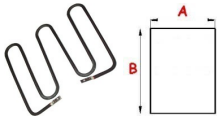
1101110

PLATE HEATING ELEMENT
800W 230V



DEPTH MM	A=175mm
WIDTH MM	B=180mm
ELEMENTS	ELEMENTI/ELEMENTS=1
KILOWATT KW	KW=0,8
WATT	WATT=800
MONOPHASE	MONOFASE/MONOPHASE
NUMBER OF POLES	POLI/POES=2
DRY HEATING ELEMENT	SECCO/DRY

DIHR - ALI GROUP SRL A SOCIO UNICO	
FABA SRL	
RANCILIO GROUP SPA CON SOCIO UNICO	
MBM- EUROTREC SRL -	

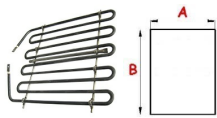


1101112
PLATE HEATING ELEMENT
1000W 230V



DEPTH MM	A=175mm
WIDTH MM	B=180mm
ELEMENTS	ELEMENTI/ELEMENTS=1
KILOWATT KW	KW=1
WATT	WATT=1000
MONOPHASE	MONOFASE/MONOPHASE
NUMBER OF POLES	POLI/POLES=2
DRY HEATING ELEMENT	SECCO/DRY

FABA SRL	
RANCILIO GROUP SPA CON SOCIO UNICO	
MBM- EUROTEC SRL -	



1101166
STAINLESS STEEL PLATE
HEATING ELEMENT 850W 230V



DEPTH MM	A=206mm
WIDTH MM	B=260mm
ELEMENTS	ELEMENTI/ELEMENTS=1
KILOWATT KW	KW=0,85
WATT	WATT=850
MONOPHASE	MONOFASE/MONOPHASE
NUMBER OF POLES	POLI/POLES=2
DRY HEATING ELEMENT	SECCO/DRY

FABA SRL	
----------	--



1101113
CREPIERE HEATING ELEMENT
2000W 230V



DIAMETER mm	Ø 300mm
KILOWATT KW	KW=2
WATT	WATT=2000
MONOPHASE	MONOFASE/MONOPHASE
NUMBER OF POLES	POLI/POLES=2
DRY HEATING ELEMENT	SECCO/DRY

FABA SRL	
----------	--

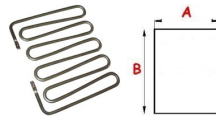


1101173
WARM SHOW CASES HEATING
ELEMENT 350W FABA



ELEMENTS	ELEMENTI/ELEMENTS=1
KILOWATT KW	KW=0,35
WATT	WATT=350
MONOPHASE	MONOFASE/MONOPHASE
NUMBER OF POLES	POLI/POLES=2
DRY HEATING ELEMENT	SECCO/DRY

FABA SRL	
----------	--



1101242
HEATING ELEMENT 1500W 230V



DEPTH MM	A=180mm
WIDTH MM	B=205mm
ELEMENTS	ELEMENTI/ELEMENTS=1
KILOWATT KW	KW=1,5
WATT	WATT=1500
MONOPHASE	MONOFASE/MONOPHASE
NUMBER OF POLES	POLI/POLES=2
DRY HEATING ELEMENT	SECCO/DRY

FABA SRL	
----------	--



1101174

WARM SHOW CASES HEATING
ELEMENT 450W FABA



DEPTH MM	L=600mm
WIDTH MM	H=240mm
ELEMENTS	ELEMENTI/ELEMENTS=1
KILOWATT KW	KW=0,45
WATT	WATT=450
MONOPHASE	MONOFASE/MONOPHASE
NUMBER OF POLES	POLI/POLES=2
DRY HEATING ELEMENT	SECCO/DRY

FABA SRL	
----------	--



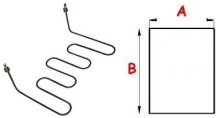
1101310

HEATING ELEMENT 155/500W X
TN3/TN6



DEPTH MM	L=387mm
ELEMENTS	ELEMENTI/ELEMENTS=1
ROUND FLANGE	Ø vetro/glass=11,5mm
DIAMETER mm	Ø ceramica/ceramic=15,5mm
KILOWATT KW	KW=0,5
WATT	WATT=500
MONOPHASE	MONOFASE/MONOPHASE 115V
NUMBER OF POLES	POLI/POLES=2
DRY HEATING ELEMENT	SECCO/DRY

FABA SRL	
----------	--




1101287

HEATING ELEMENT 1100W



ELEMENTS	ELEMENTI/ELEMENTS=1
KILOWATT KW	KW=1,1
WATT	WATT=1100
MONOPHASE	MONOFASE/MONOPHASE
NUMBER OF POLES	POLI/POLES=2
DRY HEATING ELEMENT	SECCO/DRY

FABA SRL	
----------	--




1101396

PLATE HEATING ELEMENT



DEPTH MM	B=265mm
WIDTH MM	A=235mm
ELEMENTS	ELEMENTI/ELEMENTS=1
KILOWATT KW	KW=0,85
WATT	WATT=850
MONOPHASE	MONOFASE/MONOPHASE
NUMBER OF POLES	POLI/POLES=2
DRY HEATING ELEMENT	SECCO/DRY

FABA SRL	
----------	--



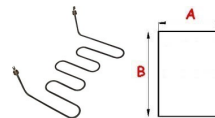
1101395

PLATE HEATING ELEMENT



DEPTH MM	B=365mm
WIDTH MM	A=265mm
ELEMENTS	ELEMENTI/ELEMENTS=1
KILOWATT KW	KW=1
WATT	WATT=1000
MONOPHASE	MONOFASE/MONOPHASE
NUMBER OF POLES	POLI/POLES=2
DRY HEATING ELEMENT	SECCO/DRY

FABA SRL	
----------	--



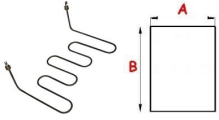
1101418

HEATING ELEMENT 1100W 230V



ELEMENTS	ELEMENTI/ELEMENTS=1
KILOWATT KW	KW=1,1
WATT	WATT=1100
MONOPHASE	MONOFASE/MONOPHASE
NUMBER OF POLES	POLI/POLES=2
DRY HEATING ELEMENT	SECCO/DRY

FABA SRL	
----------	--



1101417
HEATING ELEMENT 1100W 230V



ELEMENTS	ELEMENTI/ELEMENTS=1
KILOWATT KW	KW=1,1
WATT	WATT=1100
MONOPHASE	MONOFASE/MONOPHASE
NUMBER OF POLES	POLI/POLES=2
DRY HEATING ELEMENT	SECCO/DRY

FABA SRL	
----------	--



1101554
QUARZ HEATING ELEMENT TN2
(400W 115V)



DEPTH MM	L=285mm
ELEMENTS	ELEMENTI/ELEMENTS=1
ROUND FLANGE	Ø vetro/glass=11,5mm
DIAMETER mm	Ø ceramica/ceramic=15,5mm
KILOWATT KW	KW=0,4
WATT	WATT=400
MONOPHASE	MONOFASE/MONOPHASE
NUMBER OF POLES	POLI/POLES=2
DRY HEATING ELEMENT	SECCO/DRY

FABA SRL	
----------	--



1101468
HEATING ELEMENT WITH
FASTON 115V 300W NEW TYPE



DEPTH MM	L=435mm
ELEMENTS	ELEMENTI/ELEMENTS=1
ROUND FLANGE	Ø vetro/glass=12mm
DIAMETER mm	Ø ceramica/ceramic=15,7mm
KILOWATT KW	KW=0,3
WATT	WATT=300
MONOPHASE	MONOFASE/MONOPHASE
NUMBER OF POLES	POLI/POLES=2
DRY HEATING ELEMENT	SECCO/DRY

FABA SRL	
----------	--



1101918
HEATING ELEMENT 2750W 230V
(plate 400)



ELEMENTS	ELEMENTI/ELEMENTS=1
DIAMETER mm	Ø=360mm
KILOWATT KW	KW=2,75
WATT	WATT=2750
MONOPHASE	MONOFASE/MONOPHASE
NUMBER OF POLES	POLI/POLES=2
DRY HEATING ELEMENT	SECCO/DRY
DIAMETER mm	ØPIATTO/PLATE=400mm

FABA SRL	
----------	--